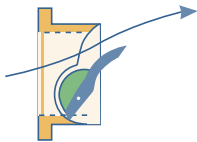
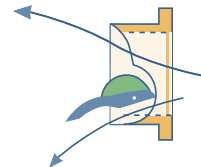


Model 3000-FG



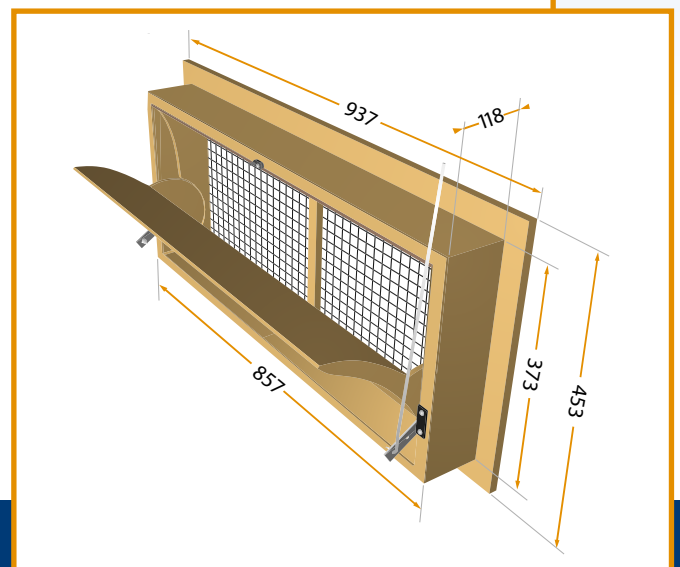
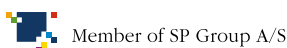
Capacity in m³/hour at static pressure of:

MODEL	10Pa	20Pa	40Pa
3000-FG	2900	4100	5800



Model 3000-FG

Flange model with the flange on the back side. For those situations where there is no room or possibility to slide the inlet into the wall. Divided air direction; up to 35% air enters only from the top side; above 35% also from the bottom side. For the control the inlet is equipped with 2 stainless steel side arms. This inlet is executed with a curved inner flap. Also available in self-closing execution.



TPI-Polytechniek BV

De Steenbok 24
5215 ME 's-Hertogenbosch
The Netherlands

Phone: +31 (0)73-656 91 94
Fax: +31 (0)73-656 69 33

E-mail: info@tpi-polytechniek.com
Internet: www.tpi-polytechniek.com