



**DLS BARN**  
SOLUTIONS INC.

 **JOURDAIN**

# GATES & PANELS



**HEAVY DUTY GATE**

AVAILABLE FROM 43" TO 270" PIN TO PIN



**HEAVY DUTY PANEL**

AVAILABLE FROM 35" TO 276" PIN TO PIN






# GATES & PANELS > STYLES




**GATE FRONT - HEAVY DUTY**



**PANEL FRONT - HEAVY DUTY**



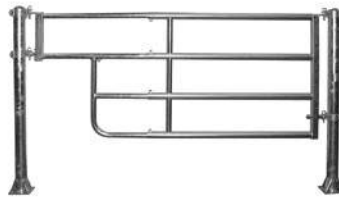
**SLAM LATCH GATE FRONT**



**GATE - MAN PASS END**



**GATE - ONE WAY GATE END**



**GATE - WATER TROUGH END**



**GATE - DRINKER END**

## HEAVY DUTY GATE

- 54925 GATE - HEAVY DUTY (43"-78")
- 52450 GATE - HEAVY DUTY (78"-117")
- 52451 GATE - HEAVY DUTY (117"-156")
- 52452 GATE - HEAVY DUTY (156"-195")
- 52453 GATE - HEAVY DUTY (195"-235")
- 54289 GATE - HEAVY DUTY (235"-270")

*In addition to the standard features, all Heavy Duty Gates come standard with 2 slider hinges for locking the gate.*

## HEAVY DUTY PANEL

- 54934 PANEL - HEAVY DUTY (35"-72")
- 54326 PANEL - HEAVY DUTY (72"-109")
- 54285 PANEL - HEAVY DUTY (109"-148")
- 54327 PANEL - HEAVY DUTY (148"-187")
- 54328 PANEL - HEAVY DUTY (187"-226")
- 54329 PANEL - HEAVY DUTY (226"-276")

*In addition to the standard features, all Heavy Duty Panels come with an additional adjusting eye bolt to ensure a perfectly level panel*

## GATE & PANEL FRONTS

- 52472 GATE FRONT - HEAVY DUTY
- 54660 GATE FRONT - HEAVY DUTY (W/O LATCH)
- 52462 GATE FRONT (EXTRA LENGTH - 34") - HEAVY DUTY
- 52473 PANEL FRONT - HEAVY DUTY
- 52464 PANEL FRONT (EXTRA LENGTH - 35") - HEAVY DUTY
- 54926 SIAM LATCH GATE FRONT
- 52459 GATE - MAN PASS END - ADDS 21" - 59" TO GATE END
- 52458 GATE - ONE WAY GATE END (ARCH ONLY)
- 52457 GATE - ONE WAY GATE C/W U-BOLTS
- 52466 GATE - WATER TROUGH END
- 52468 GATE - DRINKER END

*Specialty Gate fronts must be ordered with a gate end to complete package*

## GATE END- HEAVY DUTY

- 54935 GATE END- HEAVY DUTY (29")
- 52474 GATE END - HEAVY DUTY (63")
- 52475 GATE END - HEAVY DUTY (102")
- 54330 GATE END - HEAVY DUTY (142")
- 54331 GATE END - HEAVY DUTY (182")
- 54332 GATE END - HEAVY DUTY (221")

## GATE- STANDARD DUTY

- 52476 GATE - STANDARD DUTY (116"-155")
- 52477 GATE - STANDARD DUTY (155"-196")
- 52478 GATE - STANDARD DUTY (196"-231")

## PANEL- STANDARD DUTY

- 54333 PANEL - STANDARD DUTY (106"-146")
- 54334 PANEL - STANDARD DUTY (146"-185")
- 54335 PANEL - STANDARD DUTY (185"-231")

## TWO BAR PANELS

- 52503 PANEL - TWO BAR (71"-105")
- 52500 PANEL - TWO BAR (105"-144")
- 52501 PANEL - TWO BAR (144"-183")
- 52502 PANEL - TWO BAR (183"-233")
- 52499 FREE STALL MOUNT FOR TWO BAR PANEL

## 4 AND 5 BAR SERVICE PANELS

- 52540 PANEL - SERVICE FIVE BAR (26"-40")
- 52541 PANEL - SERVICE FIVE BAR (46"-60")
- 52542 PANEL - SERVICE FIVE BAR (66"-110")
- 52543 PANEL - SERVICE FOUR BAR (26"-40")
- 52544 PANEL - SERVICE FOUR BAR (46"-60")
- 52545 PANEL - SERVICE FOUR BAR (66"-110")



# GATES & PANELS > HARDWARE



**54503**  
OCTOPOST CLAMP 1 WAY (4")



**54504**  
OCTOPOST CLAMP 2 WAY (4")



**54505**  
OCTOPOST CLAMP 3 WAY (4")



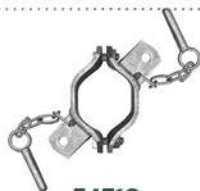
**54506**  
OCTOPOST CLAMP 4 WAY (4")



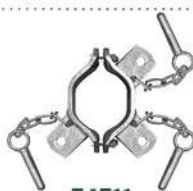
**54507**  
OCTOPOST CLAMP 2 WAY L (4")



**54509**  
OCTOPOST CLAMP 1 WAY (6")



**54510**  
OCTOPOST CLAMP 2 WAY (6")



**54511**  
OCTOPOST CLAMP 3 WAY (6")



**54512**  
OCTOPOST CLAMP 4 WAY (6")



**54513**  
OCTOPOST CLAMP 2 WAY L (6")



**54856**  
OCTOPOST CLAMP (4")  
BARE (GALV.)



**51700**  
HINGE - WELD ON




**53974**  
HINGE - BOLT ON



**52483**  
BRACKET 6" WALL SADDLE  
WITH HINGES (EACH)



**52486**  
BRACKET 8" WALL SADDLE  
WITH HINGES (EACH)



**52512**  
STRIKER PLATE  
STAINLESS STEEL



**52488**  
BRACKET - HINGE GATE ON GATE



**52490**  
LOOP-CLAMP ON  
FOR 4" POST (SINGLE)



**52491**  
LOOP-CLAMP ON  
FOR 4" POST (DOUBLE)



**54290**  
LOOP - WELD ON



**52481**  
LOOP - BOLT ON



**52510**  
BRACKET - GATE OVERLAP  
CLAMP 6



**54927**  
SLAM LATCH RECEIVER (4")  
POST (EACH)



**51675**  
SLAM LATCH - DOUBLE



**51676**  
SLAM LATCH - FRONT



**51677**  
SLAM LATCH - LEFT



**51678**  
SLAM LATCH - RIGHT



**53238**  
SPRING PIN LATCH (CLAMPED)



**53239**  
SPRING PIN LATCH (WELDED)

## STANDARD FEATURES OF ALL JOURDAIN HEAVY DUTY GATES AND PANELS

- HOT DIP GALVANIZED AFTER WELDING FOR SUPERIOR CORROSION RESISTANCE
- ROBOTICALLY WELDED FOR SUPERIOR FIT AND FINISH
- ALL GATES ARE FULLY ADJUSTABLE FOR EASY INSTALLATION
- THE UNIQUE ADJUSTABILITY THESE GATES OFFER ALLOWS THEM TO BE PROPERLY ADJUSTED TO SUIT FUTURE SPACING NEEDS
- ALL GATES AND PANELS FEATURE AN ADJUSTABLE EYE BOLT FOR LEVELLING GATES
- ALL ENDS ARE WELDED OFF AND CAPPED TO PREVENT DEBRIS AND MOISTURE FROM GETTING INTO PIPES



**DLS BARN**  
SOLUTIONS INC.

AUTHORIZED DEALER



DLS BARN SOLUTIONS is the North American partner for Jourdain and LA BUVETTE products. Through a strong dealer network we are able to provide stabling and water solutions throughout Canada, and parts of the U.S. Associated with Dairy Lane Systems and DLS Biogas we have been serving dairy farmers for the last 25 years, and through the three DLS companies we are in a unique position to offer a complete solution to today's dairy farmer.



[WWW.LABUVETTE.FR](http://WWW.LABUVETTE.FR)

**Contact us today for a price quote and ordering info!**

6403 Egremont Drive | Komoka, ON. | N0L 1R0 | Canada

TELEPHONE: 519-666-1404 | TOLL-FREE: 1-800-361-2303 | FAX: 519-666-0627 | EMAIL: [info@dairylane.ca](mailto:info@dairylane.ca) | WEB: [www.dairylane.ca](http://www.dairylane.ca)