


DLS BARN
SOLUTIONS INC.

GATES & PANELS



www.dlsbarnsolutions.ca



JOURDAIN

GATES & PANELS > STYLES



HEAVY DUTY AUTO LOCK GATE
(Available From 35" to 272" Pin to Pin)



HEAVY DUTY PANEL
(Available From 35" to 275" Pin to Pin)




HEAVY DUTY GATE
(Available From 43" to 272" Pin to Pin)



**STANDARD DUTY
AUTO LOCK GATE**



STANDARD DUTY PANEL



GATE FRONT - HEAVY DUTY



PANEL FRONT - HEAVY DUTY



AUTO LOCK GATE FRONT




GATE - MAN PASS END




**ONE WAY GATE WITH
RUBBER CUSHION**



GATE - ONE WAY GATE (ARCH ONLY)



GATE - WATER TROUGH END



GATE - DRINKER END



TWO BAR PANELS



JOURDAIN

GATES & PANELS > CONCRETE WALL PROTECTION CHANNELS

PROTECT YOUR END WALLS FROM DAMAGE

Galvanized steel channels with a cap on the top protects the concrete end walls and provides a great deal of flexibility to add weld-on options for numerous applications.



HEAVY DUTY GATE & PANELS - 4 BAR

- 56148 GATE - HEAVY DUTY (3'7" - 6'6")
- 56149 GATE - HEAVY DUTY (6'6" - 9'10")
- 56150 GATE - HEAVY DUTY (9'10" - 13'1")
- 56151 GATE - HEAVY DUTY (13'1" - 16'5")
- 56152 GATE - HEAVY DUTY (16'5" - 19'8")
- 56153 GATE - HEAVY DUTY (19'8" - 22'8")
- 56154 PANEL - HEAVY DUTY (2'11" - 6'0")
- 56155 PANEL - HEAVY DUTY (6'0" - 9'3")
- 56156 PANEL - HEAVY DUTY (9'3" - 12'6")
- 56157 PANEL - HEAVY DUTY (12'6" - 15'10")
- 56158 PANEL - HEAVY DUTY (15'10" - 19'1")
- 56159 PANEL - HEAVY DUTY (19'1" - 22'11")

AUTO LOCK GATE - 4 BAR

- 56160 AUTO LOCK GATE - HEAVY DUTY (2'11" - 6'6")
- 56161 AUTO LOCK GATE - HEAVY DUTY (6'6" - 9'10")
- 56162 AUTO LOCK GATE - HEAVY DUTY (9'10" - 13'1")
- 56163 AUTO LOCK GATE - HEAVY DUTY (13'1" - 16'5")
- 56164 AUTO LOCK GATE - HEAVY DUTY (16'5" - 19'8")
- 56165 AUTO LOCK GATE - HEAVY DUTY (19'8" - 22'8")

TWO BAR PANELS

- 52503 PANEL - TWO BAR (5'11" - 9'3")
- 52500 PANEL - TWO BAR (9'3" - 12'6")
- 52501 PANEL - TWO BAR (12'6" - 15'10")
- 52502 PANEL - TWO BAR (15'10" - 21'5")
- 52499 FREE STALL MOUNT FOR TWO BAR PANEL

GATE & PANEL FRONTS (MALE) - 4 BAR

- 52472 GATE FRONT - HEAVY DUTY C/W 1XSAC116
- 54660 GATE FRONT - HEAVY DUTY (W/O LATCH)
- 52473 PANEL FRONT - HEAVY DUTY C/W 1XSAC118
- 52464 PANEL FRONT (EXTRA LENGTH - 2'11") C/W 1XSAC118
- 54926 GATE FRONT - HEAVY DUTY (AUTO LOCK) C/W 1XSAC182
- 52459 GATE - MAN PASS END - ADDS 1'10" - 4'11" TO GATE END
- 52458 GATE - ONE WAY GATE END (ARCH ONLY) - ADDS 4'4" - 6'11" TO GATE END
- 56137 GATE - ONE WAY GATE WITH RUBBER CUSHION
- 52466 GATE - WATER TROUGH END - ADDS 10" - 6" TO GATE END
- 52468 GATE - DRINKER END - ADDS 2" - 6" TO GATE END

Speciality Gate fronts must be ordered with a gate end to complete package.

GATE END (FEMALE) - 4 BAR

- 54935 GATE END (2'5") C/W 1XSAC110
- 52474 GATE END (5'4") C/W 1XSAC110
- 52475 GATE END (8'8") C/W 1XSAC110
- 54330 GATE END (11'11") C/W 1XSAC110
- 54331 GATE END (15'3") C/W 1XSAC110
- 54332 GATE END (18'6") C/W 1XSAC110

WALL PROTECTION CHANNELS

- 55905 CONCRETE WALL PROTECTION CHANNEL - 24"
- 55906 CONCRETE WALL PROTECTION CHANNEL - 48"
- 55907 CONCRETE WALL PROTECTION CHANNEL - 60"
- 57255 BASE PLATE FOR WALL PROTECTION CHANNEL

STANDARD DUTY GATE & PANELS - 5 BAR

- 58491 AUTO LOCK GATE - STANDARD DUTY (2'4" - 5'8")
- 56139 AUTO LOCK GATE - STANDARD DUTY (5'8" - 9'8")
- 56142 AUTO LOCK GATE - STANDARD DUTY (9'8" - 13'1")
- 56143 AUTO LOCK GATE - STANDARD DUTY (13'1" - 16'4")
- 56144 AUTO LOCK GATE - STANDARD DUTY (16'4" - 19'3")
- 58492 PANEL - STANDARD DUTY (2'3" - 5'7")
- 56140 PANEL - STANDARD DUTY (5'8" - 9'3")
- 56145 PANEL - STANDARD DUTY (9'3" - 12'6")
- 56146 PANEL - STANDARD DUTY (12'6" - 15'10")
- 56147 PANEL - STANDARD DUTY (15'10" - 19'5")

GATE & PANEL FRONTS (MALE) - 5 BAR

- 54336 GATE FRONT - STANDARD DUTY (AUTO LOCK)
- 54337 PANEL FRONT - STANDARD DUTY

GATE END (FEMALE) - 5 BAR

- 58490 GATE END - STANDARD DUTY (2')
- 56138 GATE END - STANDARD DUTY (5'4")
- 52479 GATE END - STANDARD DUTY (8'8")
- 54338 GATE END - STANDARD DUTY (11'11")
- 54339 GATE END - STANDARD DUTY (15'3")



JOURDAIN

GATES & PANELS > SPECIALTY GATES

ROLLOVER GATES



SPRING BAR GATES



SINGLE BAR SWING AWAY GATE





JOURDAIN

GATES & PANELS > SPECIALTY GATES

TWO BAR SELF CENTERING GATE



ROBOT PANEL SETS



ROBOT SORT GATES






JOURDAIN

GATES & PANELS > SPECIALTY GATES

ONE WAY FINGER GATES



ROLLOVER GATES

- 54355¹ GATE - TWO BAR ROLLOVER
- TBD GATE - TWO BAR ROLLOVER - MODULAR BOLT TOGETHER VERSION
- 54687² FEED RAIL BRACKET - 2-3/8" PIPE TO OCTOPOST
- 54971³ FEED RAIL BRACKET - 2-3/8" PIPE TO STRUCTURAL POST (4-8")
- 54521⁴ 1-7/8" PIPE COUPLER
- 51675⁵ SLAM LATCH - DOUBLE
- 54378⁶ PIPE - 2-3/8" X 24' - 1/8" WALL (P/LENGTH)

¹ Customer to supply inside to inside post dimensions.

² Used for mounting rollover gates to octopost post. Two required per rollover gate.

³ Used for mounting rollover gates to structural post. Two required per rollover gate.

⁴ Used as a collar to prevent rollover gate from sliding side to side. Cut in half and fix to 54687 or 54971. One required per rollover gate.

⁵ Used to latch the rollover gate in either the open or closed position. One required per gate.

⁶ Used as the middle pipe required for the modular rollover gate. The length will vary based on the size of the gate. Order as required.

SPRING BAR GATES

- 54052¹ GATE - SINGLE BAR SPRING GATE (12') C/W 400LB SPRING
- 53238 SPRING PIN LATCH - CLAMPED
- 53239 SPRING PIN LATCH - WELDED

¹ Extensions available up to 6' longer.

SINGLE BAR SWING AWAY GATE

- 55912¹ GATE - SINGLE BAR SWING AWAY (12')

¹ Extensions available up to 12' longer.

TWO BAR SELF CENTERING GATE

- 55378¹ GATE - 2 BAR - SELF CENTERING C/W BRACKET

¹ Gate length available anywhere from 5'4" to 9'7".

ROBOT PANEL SETS & SORT GATES

- 58494 DLS ROBOT PANEL SET
- 58495¹ DLS SORT GATE KIT

¹ Jourdain gate and cylinder sold separately.

ONE WAY FINGER GATES

- 51740 GALV. SQUARE TUBING 4" X 4" (3/16" WALL) - SOLD/FT
- 54872 BRACKET - 4" FINGER GATE BEAM TO 4" OCTOPOST C/W U-BOLTS
- 55067¹ FINGER GATE BEAM MOUNTING BRACKET (REQUIRES FASTENERS)
- 54347 GATE - ONE WAY FINGER GATE - MOUNTING BRACKET
- 54348 GATE - ONE WAY FINGER GATE - SWIVEL
- 54718 GATE - ONE WAY FINGER GATE - 1" SHAFT/FT
- 54918 GATE - ONE WAY FINGER GATE - FINGER
- 54919 GATE - ONE WAY FINGER GATE - LOCKING COLLAR
- 54857 GATE - ONE WAY FINGER GATE - RUBBER BUMPER

¹ Use for 4"x4" beam to wall mount or 4"x4" to 4"x4" T-mount.

JOURDAIN GATE & PANEL FEATURES

- HOT DIP GALVANIZED AFTER WELDING FOR SUPERIOR CORROSION RESISTANCE
- ROBOTICALLY WELDED FOR SUPERIOR FIT AND FINISH
- ALL GATES ARE FULLY ADJUSTABLE FOR EASY INSTALLATION
- THE UNIQUE ADJUSTABILITY THESE GATES OFFER ALLOWS THEM TO BE PROPERLY ADJUSTED TO SUIT FUTURE SPACING NEEDS
- ALL GATES AND PANELS FEATURE AN ADJUSTABLE EYE BOLT FOR LEVELLING GATES
- ALL ENDS ARE WELDED OFF AND CAPPED TO PREVENT DEBRIS FROM GETTING INTO PIPES

IMPORTANT!



When installing posts in barns with an aggressive bedding material (sand, compost etc.), Jourdain recommends that a bituminous coating (DLS part# 58417 / 55179) be applied where the post is coming out of the concrete (up to 18" above the concrete and to the first clamp). This will help prevent corrosion that can be caused from prolonged contact with aggressive materials.



JOURDAIN

GATES & PANELS > HARDWARE



OCTOPOST
SIZES BELOW¹



57296
4" OCTOPOST JOINER BRACKET
(TO CONNECT 2 POSTS)



57280 / 57285
OCTOPOST CLAMP 1 WAY
(4" / 6")



57281 / 57286
OCTOPOST CLAMP 2 WAY
(4" / 6")



57282 / 57287
OCTOPOST CLAMP 3 WAY
(4" / 6")



57283 / 57288
OCTOPOST CLAMP 4 WAY
(4" / 6")



57284 / 57289
OCTOPOST CLAMP 2 WAY L
(4" / 6")



57443
OCTOPOST CLAMP 1 WAY
CENTERED HALF CLAMP (4")



57279 / 57292
OCTOPOST CLAMP - BARE HALF
(4" / 6")



51700
HINGE - WELD ON




53974
HINGE - BOLT ON



55379
HINGE - MULTIFIX



52483 (6") / 52486 (8")
BRACKET WALL SADDLE
WITH HINGES (EACH)



52512
STRIKER PLATE
STAINLESS STEEL



52488
BRACKET
HINGE GATE ON GATE



52490
LOOP - CLAMP ON
FOR 4" POST (SINGLE)



52491
LOOP - CLAMP ON
FOR 4" POST (DOUBLE)



54290
LOOP - WELD ON



52481
LOOP - BOLT ON



52510
OVERLAP CLAMP FOR MANUAL
LATCH GATES



58489
OVERLAP CLAMP FOR STANDARD/
HD AUTOLOCK GATES - U-BOLTS
NOT INCLUDED



57441 / 57442
AUTOLOCK RECEIVER FOR POST
(4" / 6") (EACH)



PAIR²
57440
AUTOLOCK WALL MOUNTED
RECEIVER PLATE



57571
CLAMP ON AUTO LOCK
SPRING



51675
SLAM LATCH - DOUBLE



51676
SLAM LATCH - FRONT



51677
SLAM LATCH - LEFT



51678
SLAM LATCH - RIGHT



53238
SPRING PIN LATCH (CLAMPED)




53239
SPRING PIN LATCH
WELDED



57255
BASE PLATE FOR WALL PROTECTION
CHANNEL



54872
4" BEAM TO 4" OCTOPOST



52499
FREE STALL MOUNT
FOR TWO BAR PANEL

OCTOPOST SIZES¹

54517 OCTOPOST - 4" X 66"

58129 OCTOPOST - 4" X 66" - HEAVY WALL


54501 OCTOPOST - 4" X 84"

58488³ OCTOPOST - 4" X 126" - WITHOUT CAP

54508 OCTOPOST - 6" X 84"

² "Pair" items come with two complete pictured items.

³ Special order only.



DLS BARN
SOLUTIONS INC.

AUTHORIZED DEALER



DLS BARN SOLUTIONS is the North American partner for Jourdain stabling, and the Canadian partner for ACME ventilation, La Buvette drinkers and Easy Swing cow brushes. Through a strong dealer network, we are able to provide stabling solutions throughout North America, and ventilation, water and cow brush solutions throughout Canada. Associated with Dairy Lane Systems, DLS Biogas and DLS Structures, we have been serving dairy farmers for over 25 years, and through the four DLS companies, we are in a unique position to offer a complete solution to today's dairy farmer.



JOURDAIN



Stay Connected With DLS!

E-Newsletter Subscription @ www.dairylane.ca/subscribe



6403 Egremont Drive | Komoka, ON. | N0L 1R0 | Canada
TELEPHONE: 519-666-1404 | TOLL-FREE: 1-800-361-2303 | FAX: 519-666-0627
EMAIL: info@dairylane.ca | WEB: www.dlsbarnsolutions.ca