

SPRINGLAND

MFG

U-TROUGH UNLOADING SYSTEMS




SETTING THE STANDARD SINCE 1985

SPRINGLAND U-TROUGH SYSTEMS AND BIN SWEEPS

SPRINGLAND U-TROUGH UNLOAD SYSTEMS SET THE STANDARD IN HIGH CAPACITY, HIGH QUALITY UNLOADING EQUIPMENT. EASE OF INSTALLATION, TOP QUALITY MATERIALS AND PROVEN DESIGN ARE JUST A FEW REASONS OUR SATISFIED CUSTOMERS HAVE CHOSEN SPRINGLAND U-TROUGH SYSTEMS OVER THE COMPETITION FOR THE PAST 25 YEARS.

UNLOADER SYSTEMS ARE AVAILABLE TO FIT 15 TO 66 FOOT BINS. UNLOADER EXTENSIONS FOR CUSTOM INSTALLATIONS ARE ALSO AVAILABLE.

GEARBOX SWEEP DRIVE FEATURES A FULLY ENCLOSED SHIFTING MECHANISM. FOOD GRADE OIL IS USED TO ENSURE NO PRODUCT CONTAMINATION.



GEARBOX DROPS INTO AND SELF-ALIGNS IN U-TROUGH.

BACK PLATE ANGLE CAN BE ADJUSTED TO FINE TUNE INTAKE CAPACITY

SWEEP STOP LIMITS THE SWEEP TO ONE REVOLUTION AROUND THE BIN AND IS CONTROLLED FROM OUTSIDE THE BIN.



ELEVATOR DRIVE WHEEL PROVIDES AGGRESSIVE SWEEP ACTION, EVEN IN SEVERE CONDITIONS. (PATENT PENDING)

U-TROUGH AND SWEEP SYSTEM IS CONSTRUCTED FROM TOP QUALITY GALVANIZED MATERIAL

ADJUSTABLE BACK PLATE FOR OPTIMAL SWEEP ACTION.

A SINGLE MOTOR DRIVES THE UNLOADER AND SWEEP FROM OUTSIDE THE BIN.

DOUBLE LENGTH CENTRE GATE PROVIDES 23" OF EXPOSED FLIGHT FOR MAXIMUM UNLOADING CAPACITY.

11" U-TROUGH WITH 9" FLIGHT PROVIDES CONSERVATIVELY 5000-6000 BPH* UNLOADING CAPACITY.

UNLOADERS FIT UNDER MOST STANDARD AERATION FLOORS.

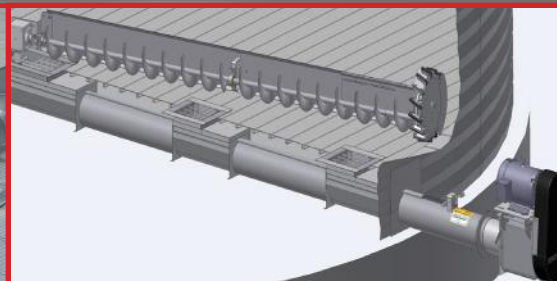
RACK AND PINION GATE CONTROLS ARE STANDARD ON ALL UNLOADERS.



GEARBOX SHIFTER ENGAGES THE SWEEP FROM OUTSIDE THE BIN.



ELECTRIC SWEEP DRIVE: CAN BE TRANSFERRED FROM BIN TO BIN.



8" ROUND SYSTEMS ARE ALSO AVAILABLE FOR BINS UP 48' DIAMETER



INCLINE ELBOW ELEVATES THE DISCHARGE. EITHER ELECTRIC OR HYDRAULIC POWERHEAD CAN BE ATTACHED TO THE INCLINE ELBOW.



VERTICAL POWERHEAD: PADDLE CONVEYOR AND SINGLE MOTOR DESIGN ELIMINATES NEED FOR TRANSPORT AUGER.




HYDRAULIC POWERHEAD IS USED WHERE ELECTRIC POWER IS UNAVAILABLE.



ELECTRIC POWERHEAD WITH QUICK DETACH MOTOR MOUNT AND OVER CENTER BELT TENSIONER. BELT GUARD SWINGS OUT FOR EASY ACCESS TO BELTS.

SPRINGLAND - SETTING THE STANDARD SINCE 1985


SETTING THE STANDARD IN:



HIGH CAPACITY: UNLOADING AT 5000 TO 6000 BUSHELS PER HOUR*. THE SPRINGLAND U-TROUGH DESIGN MOVES MORE MATERIAL THAN TRADITIONAL ROUND TUBES AT THE SAME HORSEPOWER WITH LESS CHANCE OF GRAIN DAMAGE.

DURABLE CONSTRUCTION: WITH 14 GAUGE G90 GALVANIZED MATERIALS, POWDER COATED FINISHES AND SEALED GEARBOXES, SPRINGLAND U-TROUGHS REQUIRE MINIMAL MAINTENANCE AND WILL PROVIDE YEARS OF RELIABLE OPERATION.

INDUSTRY LEADING: SPRINGLAND ELEVATOR WHEEL** PROVIDES POSITIVE SWEEP ADVANCEMENT. THE ADJUSTABLE SWEEP BACKPLATE ALLOWS THE ELEVATOR WHEEL TO BE ADJUSTED CLOSER TO THE BIN WALL TO IMPROVE CLEAN UP.



IMPORTANT! NEVER ENTER BIN DURING SYSTEM OPERATION!

EASE OF INSTALLATION: SPRINGLAND UNLOADS FIT UNDER MOST STANDARD AERATION FLOORS AND REQUIRE MINIMAL ASSEMBLY.

PURCHASING THE IDEAL UNLOAD IS AN IMPORTANT PART OF ANY STORAGE SYSTEM. MAKE YOUR PURCHASE DECISION WITH CONFIDENCE IN THE KNOWLEDGE THAT WE AT SPRINGLAND ARE COMMITTED TO PROVIDING QUALITY PRODUCTS AND SERVICE THROUGH OUR VALUED DEALER NETWORK.

YOUR SPRINGLAND DEALER

*Capacities may vary depending on grain type and condition.

**Patent applied for

Features and designs are subject to change without notice

SPRINGLAND
MFG

Box 550 Rivers, Manitoba, Canada R0K 1X0

Tel. 204-566-2279 Fax. 204-566-2303

e-mail: sales@springland.ca

web: www.springland.ca