




NESTING SYSTEMS

# PROTEGG COMMUNITY NEST




Visit us at [www.cumberlandpoultry.com](http://www.cumberlandpoultry.com)



# PROTEGG COMMUNITY NEST

## Performance Driven

Maximum bird comfort combined with a durable, performance driven design was the key focus in the development of the Protegg Automatic Nesting System.



**FOR HIGHER YIELDS  
THE SOLUTION IS PROTEGG**

- Maximum bird comfort to achieve the highest number of hatching eggs and fewer floor eggs
- Expel system controls roosting schedule
- 25% more usable nesting space compared to conventional nesting systems
- Accommodate heavy birds, light birds and layers with easy expel and front closure wire modification
- Quality materials and simple construction for long life and easy maintenance

### PROTEGG NEST CONTROL

- Simple installation
- Easy plug & play setup
- Belt speed control from 0% to 100% (0 to 19.7' / min) featuring smooth starts resulting in fewer cracked eggs
- Single voltage input, single phase 220V/254V 50/60 Hz
- Manual or automatic operation
- Emergency switch



### Maximum number of birds per double nest module

Heavy Broiler Breeders	220*
Light Birds (Brown)	300*
Layers	320*

\*Maximum number based on mild conditions. Number may vary depending on body weight and climate.

## Better PROtection, Better PROfitability

PROTEGG protects your investment with a nesting design that's as durable and dependable as it is productive. Built by professionals for professionals, PROTEGG gives you the quality construction, production benefits and experienced support you need for maximum profitability year after year.



- Bolted, galvanized steel\* frame  
\*Also available with an electrostatic polyester coating
- Stainless steel AISI 304 support legs
- Specially designed perforated belt prohibits egg roll during transport




- All upper nest parts are snap lock assembled (no bolts or rivets) for easy disassembly and disinfecting
- Nest mat support grid can be easily removed and replaced via simple tilt detachment for easy cleaning



- Open profile framework for thorough cleaning
- PVC pipe floor support with simple wire grid assembly
- Hot galvanized, wire mesh front closure available in two styles


*The biggest concerns for hatcheries are maintaining healthy productive birds and producing clean eggs that are free of cracks and bacteria. Innovative features of the PROTEGG system address these concerns.*



- Mats injected in a polyethylene blend with additives to ensure longer life span
- Excellent ventilation/manure drying
- Mats held in place using rigid PVC clips (no wood)



- Expel system opens the nest in the morning and closes it at night to prevent roosting
- Actuator includes an aluminum motor body for extended life
- Main electric cable protection



- PVC coping with integrated anti-perch system
- Plastic filmed plywood used on nest roof and back plate for long life

# PROVEN & DEPENDABLE™

In today's competitive market place, it is essential to maximize the efficiency and performance of your production facilities. Cumberland is the industry leader in the manufacturing of proven and dependable equipment designed to help you meet these goals.

## MANUAL EGG COLLECTION TABLE

- Automatic shut-off egg sensor
- Vinyl sheet surface and rubber edges for egg protection
- Plastic tray for waste collection
- Conduit protected electric cables
- Plug and play connection



## CONVEYOR EGG COLLECTION TABLE

- Remote start/stop switch
- Speed control
- Emergency stop button
- Wire protection guard
- Plug and Play connection



## PROTEGG Nest Technical Specifications

<b>Double Module</b>	Length	8.00 ft. (2.44m)
	Internal Area	8.85 ft. <sup>2</sup> (0.822 m <sup>2</sup> )
	Internal Volume	35.41 ft. <sup>3</sup> (1.0028 m <sup>3</sup> )
<b>Breeders per Double Module</b>	Heavy	220*
	Light	300*
	Layers	320*
<b>Maximum Nest Length</b>	w/out Egg Transfer Table	656.16 ft. (200 m)
	with Egg Transfer Table	1181.1 ft. (360 m)
<b>Maximum Height from the Floor</b>		2.625 ft. (0.8 m)
<b>Nest Entrance Height</b> (From the Slat to the Bottom Grid)	Minimum	3.70 in. (94 mm)
	Maximum	4.29 in. (109 mm)
<b>Nest Entrance Height</b> (From the Slat to the Roof)	Minimum	10.19 in. (259 mm)
	Maximum	10.78 in. (274 mm)
<b>Egg Belt Width</b>	15.75 in. (400 mm)	
<b>Nest Width</b>	48.74 in. (1238 mm)	
<b>Expel System Motor (ea)</b>	0.11 kW 1~ 230V AC, .15 h.p.	
<b>Egg Collect Table Motor</b> (With Frequency Control)	0.75 kW 3~ 220V, 0-60 Hz, 1.0 h.p.	
<b>Frequency Converter</b>	In. 1~ 220/240V, 50/60 Hz Out. 3~ 220V, 0-60 Hz	
<b>Egg Belt Speed</b>	1.64 ft./min to 19.7 ft./min (0.5 m/min to 6 m/min)	
<b>Noise Level</b>	Below 70 dB	
<b>Egg Belt Cleaning Brush</b>	At the Back Roller	
<b>Slat (Material Polypropylene)</b>	Dimensions	47.24 in. x 24.02 in. (1200 mm x 610 mm)
	Open Area	59%
	Weight	6.26 lbs. (2.84 kg.)

\*Maximum number based on mild conditions. Number may vary depending on body weight and climate.



Your Agriculture Company Cumberland is a part of GSI, a worldwide brand of AGCO

P.O. Box 20; 1004 E. Illinois Street; Assumption, IL. 62510 USA; Ph: 217/226-4401; USA Fax: 800/353-8491; Int'l Fax: 217/226-4420

E-Mail: cumberland@cumberlandpoultry.com; Website: www.cumberlandpoultry.com

