

WRX
TRUCK AUGER



It's not an ordinary auger... it's a Westfield.

Since 1951, Westfield has had one mission – to design the most durable, high-performing, and longest lasting grain augers on the market. Our longstanding commitment to the highest standard of engineering lives on today. This journey has not been alone, we have worked side by side with the hard-working farmers that depend on our products and have developed them to fit their needs and values. That's why our augers, down to the nuts and bolts, are engineered to last in the toughest conditions and to out-perform all others. It's not an ordinary auger... it's a Westfield.

AGI's line of Westfield WRX Truck Augers continue to raise the bar, featuring a solid tube drive guard that completely encloses the driveline, Wear Edge Technology™ on critical wear points to extend the life of the flighting, and five different drive systems to choose from to meet your specific needs. The WRX is available as an 8" or 10" truck auger and has many different lengths to choose from - while still delivering outstanding capacities.



DRIVE OPTIONS



MD

Motor Drive

The engine mounts crosswise for easy starting from the side of the auger. The motor mount is self-leveling at all auger positions keeping the motor at the correct working angle. The double belt drive with adjustable tension provides better traction and can be easily replaced.



EMD

Electric Motor Drive

The motor mounts firmly to the gearbox and auger tube, keeping it in place and preventing damage. To provide the best possible traction, our models up to 41' have been retrofitted with a double belt drive, while our models of 46' or greater feature a triple belt drive.



PTO-SD

PTO Shaft Drive

The gearbox is connected directly to the driveshaft and offers the convenience and flexibility of using it for left or right hand drive. The PTO-SD comes with a non-separable 60" PTO driveline that extends to 80" and includes a driveline transport saddle to make moving the unit easier.



Hydraulic Drive

Hydraulic Drive

The hydraulic drive auger option uses the tractor hydraulics to run and has clips to hold hydraulic hoses during use and transport. This drive option provides a smooth, trouble-free operation.



PTO-BD

PTO Belt Drive


The belt drive runs from the gearbox to the jackshaft near the auger wheels - keeping the auger intake away from the tractor, allowing for more working room and longer bin reach. The drive can be positioned to left or right-hand drive and the non-separable 48" PTO can be extended to 68" and is guided by an anti-belt-whip. A driveline saddle holds the drive in place while in transport.

FEATURES



Winch

Complete with an automatic brake, the hand winch is sized and geared to match each specific auger - giving you the power to raise and lower your auger manually.




Flighting

The WRX Series uses one-bolt flight connections to ensure the flighting maintains proper alignment for smooth operation. The 8" models feature a round flighting connection and the 10" models use a square connection.



Solid Tube Drive Guard

This completely enclosed driveline offers a cleaner look and better protection from the elements. This helps keep your driveline intact for longer, preventing costly repairs. Wood Bearings can still be replaced with split bearings.




Wear Edge Technology™

Wear Edge Technology™ extends the life of your flighting, providing an extra layer of steel welded to critical wear points. As a result, flighting lasts longer and needs to be replaced less often - saving you time and money.



Gearbox

Our gearboxes have forged steel gears with tapered roller bearings running in oil for years of dependable service.



Undercarriage

Undercarriages of heavy steel tubing are designed for each specific auger length for better balance and stability. Upper lift arms sit back from the axle and quickly tuck away for excellent bin eave clearance. Wide axles provide added stability. High-speed wheels with cast iron hubs and tapered roller bearings come standard.



Intake


The shielded auger intake has a long, one-pin, quick-remove clevis that is easily replaced. Intake flighting has welded Wear Edge Technology™ for long life with special low pitch for proven added capacity. Greaseable bushing centers flight reducing vibration and wear.



Lubricated Upper Drive

Heavy-duty hardened steel sprockets and high-speed roller chain are sized to match auger length and diameter. Lubricated upper drive extends the life of sprockets and drive chain.

OPTIONS



Hydraulic Winch

This high capacity hydraulic winch comes complete with an automatic break and allows you to raise and lower the auger with ease.




Flex Spout

With five bucket sections, the flex spout directs grain flow and reduces spillage, so nothing is wasted. Available in polyethylene.



Poly Hoppers

Corrosion resistant and lightweight poly hoppers allow for easy grain transfer with minimal spillage, providing a durable and flexible option.



Wheel Kit

The Wheel Kit helps move the auger into position easily and works best when using a steel intake hopper.



Steel Intake Hoppers

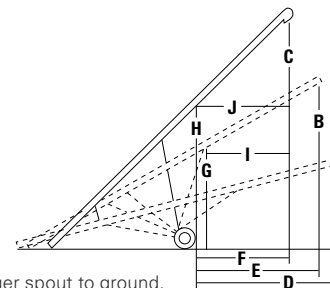
The self-leveling steel intake hopper has a tapered transition neck to direct grain from the hopper into the auger, removable access plate for easy clean-out, a tow hitch and stabilizer bar. Optional wheel kit available.

HEIGHT | REACH | WHEEL | SPECIFICATIONS

	A	B	C	D	E	F	G	H	I	
	HEIGHT LOWERED	HEIGHT HALFWAY	HEIGHT RAISED	REACH LOWERED	REACH HALFWAY	REACH RAISED	HEIGHT AT LIFTARMS	HEIGHT AT WHEELS	REACH TO LIFTARMS	WHEEL THREAD
31'	8' 1"	14' 9"	20' 9"	12' 7"	11' 4"	9' 4"	8' 9"	12' 5"	9' 7"	70"
31' MD	8' 1"	11' 10"	15' 6"	12' 7"	12' 0"	11' 5"	7' 8"	9' 3"	9' 3"	70"
36'	9' 8"	17' 9"	24' 7"	15' 9"	13' 2"	10' 1"	10' 8"	15' 6"	9' 7"	88"
36' MD	9' 8"	15' 1"	18' 2"	15' 9"	14' 2"	13' 0"	9' 9"	9' 9"	10' 8"	88"
36' BD	10' 11"	17' 8"	24' 6"	14' 8"	13' 1"	10' 9"	11' 1"	15' 3"	10' 5"	88"
41'	10' 4"	20' 3"	29' 1"	17' 9"	15' 11"	12' 9"	11' 6"	16' 4"	12' 9"	88"
41' MD	10' 4"	15' 0"	20' 3"	17' 9"	17' 2"	15' 11"	9' 9"	11' 9"	13' 1"	88"
41' BD	11' 7"	20' 6"	28' 5"	17' 0"	15' 5"	12' 7"	11' 9"	16' 5"	12' 7"	88"
46'	10' 5"	20' 10"	31' 3"	19' 5"	16' 0"	11' 1"	13' 9"	19' 0"	9' 3"	94"
46' BD	11' 5"	22' 6"	31' 5"	17' 9"	15' 10"	12' 8"	14' 5"	19' 9"	11' 8"	94"
51'	10' 5"	24' 8"	35' 0"	22' 1"	19' 7"	16' 5"	14' 3"	19' 0"	18' 0"	94"
51' BD	11' 11"	24' 8"	35' 6"	21' 7"	19' 7"	15' 10"	14' 6"	20' 4"	15' 0"	94"
56'	11' 5"	25' 1"	37' 5"	26' 5"	22' 7"	17' 2"	15' 6"	22' 2"	13' 8"	112"
61'	11' 0"	27' 9"	40' 1"	26' 6"	22' 6"	18' 7"	16' 7"	22' 8"	20' 10"	112"
71'	12' 4"	30' 10"	46' 5"	31' 3"	28' 2"	22' 9"	19' 1"	26' 10"	24' 6"	118"
76'	10' 10"	29' 1"	45' 5"	33' 9"	31' 7"	27' 10"	18' 3"	24' 9"	26' 2"	118"

HORSEPOWER REQUIREMENTS

	8'				10'			
	GAS HP	PTO HP	EMD HP	HYD	GAS HP	PTO HP	EMD HP	HYD
31	16	15	5	22 GPM @ 2200 PSI	18 - 20	30	7.5 - 10	22 GPM @ 2200 PSI
36	16 - 18	15	5 - 7.5	22 GPM @ 2200 PSI	22 - 25	35	10 - 15	22 GPM @ 2200 PSI
41	18 - 20	20	5 - 7.5	22 GPM @ 2200 PSI	22 - 25	40	10 - 15	22 GPM @ 2200 PSI
46	—	25	7.5	—	—	—	—	—
51	—	25	10 - 15	—	—	45	15 - 20	—
56	—	30	15	—	—	—	—	—
61	—	35	15 - 20	—	—	55	20	—
71	—	45	20	—	—	60	20 - 25	—
76	—	50	20 - 25	—	—	—	—	—



Heights measured from bottom of auger spout to ground.

WRX8

	WRX8-31	WRX8-36	WRX8-41	WRX8-46	WRX8-51	WRX8-56	WRX8-61	WRX8-71	WRX8-76
TUBING GAUGE	14 GA								
TUBE CONNECTORS	Heavy-duty 3/16" Angle Flange								
MAIN FLIGHTING	7" OD x 10 GA Stretched + Welded								
INTAKE FLIGHTING	10 GA Welded with Wear Edge Technology™ Lower Pitch for High Capacity								
FLIGHTING SHAFT	High Strength 1.66" OD x 11 GA Tubing								
DRIVESHAFT	1-1/4" OD x 11 GA Tubing								
DRIVESHAFT BEARINGS	1-1/4" Oil Impregnated Hardwood Bearings								
TUBE TRUSSING	N/A			5/16" Aircraft Cable					
TRACK	High Yield 11 GA Roll Formed								
TRACKSHOE	Single 2-3/4" Steel Roller								
TRANSPORT/UNDERCARRIAGE	2-1/2" x 14 GA A-Frame			3" OD x 11 GA A-Frame					
AXLE	2" x 11 GA Tubing			2-1/2" x 1/8" Wall Sq. Tubing					
HUBS & WHEELS	4 Bolt Agricultural Type Hubs, 15" Wheel								
TIRES	15" Agricultural Tires								
LIFT CABLE	1/4" Aircraft Type Galvanized Steel Cable								
TOP DRIVE	#80 Roller Chain & Hardened Steel Sprockets								
TOP DRIVE BEARINGS	1-1/4" Pillow Block								
WINCH	Reduction Geared with Automotive Brake								
GEARBOX	Formed Steel Gears with Tapered Roller Bearings								
CAPACITY - DRY WHEAT OR CORN, AUGER 1/2 RAISED	Up to 3,000 bph								

WRX10

	WRX10-31	WRX10-36	WRX10-41	WRX10-51	WRX10-61	WRX10-71
TUBING GAUGE	12 GA					
TUBE CONNECTORS	Heavy-duty 3/16" Angle Flange					
MAIN FLIGHTING	9" OD x 7 GA Stretched + Welded					
INTAKE FLIGHTING	10 GA Welded with Wear Edge Technology™ Lower Pitch for High Capacity					
FLIGHTING SHAFT	High Strength 2" OD x 11 GA Tubing					
DRIVESHAFT	1-1/4" OD x 11 GA Tubing					
DRIVESHAFT BEARINGS	1-1/4" Oil Impregnated Hardwood Bearings					
TUBE TRUSSING	N/A			5/16" Aircraft Cable		
TRACK	High Yield 11 GA Roll Formed					
TRACKSHOE	Single 2-3/4" Steel Roller					
TRANSPORT/UNDERCARRIAGE	2-1/2" x 14 GA A-Frame			3" OD x 11 GA A-Frame		
AXLE	2" x 11 GA Tubing			2-1/2" x 1/8" Wall Sq. Tubing		
HUBS & WHEELS	4 Bolt Agricultural Type Hubs, 15" Wheel					
TIRES	15" Agricultural Tires					
LIFT CABLE	1/4" Aircraft Type Galvanized Steel Cable					
TOP DRIVE	#80 Roller Chain & Hardened Steel Sprockets					
TOP DRIVE BEARINGS	1-1/4" Pillow Block					
WINCH	Reduction Geared with Automotive Brake					
GEARBOX	Formed Steel Gears with Tapered Roller Bearings					
CAPACITY - DRY WHEAT OR CORN, AUGER 1/2 RAISED	Up to 4,800 bph					



WESTFIELD is an AGI Brand.

AGI is a leading provider of equipment solutions for agriculture bulk commodities including seed, fertilizer, grain, and feed systems with a growing platform in providing equipment and solutions for food processing facilities. AGI has manufacturing facilities in Canada, the United States, the United Kingdom, Brazil, South Africa, India and Italy and distributes its products globally.

AGI WESTFIELD

Box 39, 74 Main Street, Rosenort, Manitoba, Canada R0G 1W0
 1.866.467.7207 | aggrowth.com/westfield

AGGROWTH.COM [aggrowthintl](#)     